


STEREO AUDIO SWITCHER

Model : SB-5440RL (SB-5481 or SB-3741)



CONFORMANCE TEST REPORT

FOR **EN 55013 / EN 55020**

CE Report Number: ET93S-09-213-01

FOR **FCC 47 CFR / Part 15 Subpart B**

FC Report Number: ET93S-09-213-02

FOR **VCCI**

VCE Report Number: ET93S-09-213-03

Model Number : SB-5470

Comment Number : SB-5460, SB-5450, SB-5440, SB-5430

SB-3682, SB-3681, SB-3680

CopyRight 2005 Shinybow Technology Co., Ltd.

Input : 4x Stereo Audio system (AR/AL)

Output : 1x Stereo Audio system (AR/AL)

Power Input : DC +12V, 300mA ~ 500mA. ⊖ ⊕

RCA CONNECTORS

Safety Notice!

To prevent damage to your television equipment use only the supplied AC Adaptor and make the power connections to your television.


Instruction Manual

Shinybow®

STEREO AUDIO SWITCHER

4x1 Audio Switcher

4 inputs > 1 output



Model : SB-5440RL(SB-5481RL or SB-3741)

4X1 AUDIO

Stereo Audio Switcher Series

Thank you for purchasing the SB-5440r1 Stereo Audio Switcher. You will find this unit easy to install and highly reliable but it is essential that you read this manual thoroughly before attempting to use switcher.

Part No.: SB-5440RL-41st

129. 571.

Introduction

Congratulations on your purchase of one of the most innovative Stereo Audio switching products on the market today. The SB-5440RL for Stereo Audio (AR/AL). This is a fully Audio Switcher and with a IR Remote Controller. Each has 4 individual Stereo Audio (R/L) inputs with 1 identical Stereo Audio output and useful for routing signals from Stereo Audio Source devices (such as: VCRs, Camcorders, Video Game Consoles, Video Cds, DVDs, Satellite Receivers, CATV Set Top Boxes, ect.) To Stereo Audio destination devices (such as: VCRs, DVD-Rs, TV Sets, Video Projectors, ect.)

Before you make any connections

Make sure all Video devices to be connected to the Stereo Audio Switcher are functioning according to their respective operation manuals before connecting them. Always connect the Stereo Audio devices to the Stereo Audio Switcher one at a time and make sure each works just as it did before it was connected.

Supplied Accessories

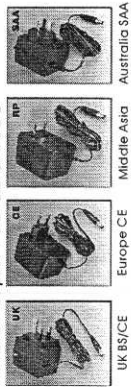
Check that you have the following components in your converter pack;

- (1) 1 Instruction Manual
- (2) 1 SB-5440RL switcher module
- (3) 1 Tow-way RCA-to-RCA Cable, Set coloured red and White.
- (4) 1 AC Adaptor: 12VDC, 300mA ~ 500mA
- (5) 1 IR Remote Controller

Connecting Cable:
2RCA X 2RCA, L=2M



AC/DC Adaptor: CE/LUL/SA/BS




IR Remote Controller
POWER
Video 1,2,3,4




Safeguards and Precautions

- A. Keep this unit away from fire, extremely hot areas, water or moisture of any kind.
- B. Do not place this unit on any support that is not firm, level and strong.
- C. Do not service the unit yourself. Opening the unit's housing will void the warranty.
- D. Servicing must be by Shinybow or by an authorized technician.
- E. Illegal duplication of copyrighted material is strictly prohibited by Federal Laws.

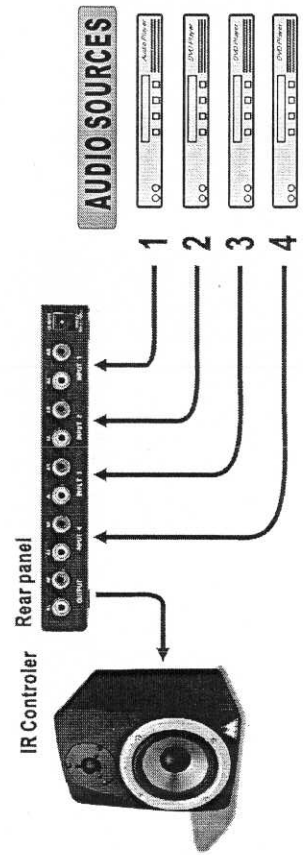
Typical Hookup and Operation



Audio Switcher installing;



- APPLICATIONS:**
1. PC AUDIO
 2. DVD PLAYER
 3. VIDEO CD
 4. VCR PLAYER
 5. HANDYCAM
 6. CCD CAMERA
 7. VIDEO GAME
 8. SATELLITE RECEIVER



Specifications

Model Number	SB-5440RL (SB-5481 RL or SB-3741)
Input/output	4 in to 1 out Switcher
Type of Signals	Stereo Audio (AR/AL)
Input	* Stereo Audio - (Standard Left/Right pairs)
Output	* Stereo Audio - (Standard Left/Right pairs)
Select function	Manu & IR Remote controller
IR frequency	38KHz
Audio Bandwidth	>20Hz to 60KHz +/- 0.5db
Audio Distortion	<0.5db
Channel Isolation	>60db
Signal to Noise Rate	>60db
In/Out Terminal	Color-coded RCA female connectors.
Enclosure type	Metal (Black color)
Power Consumed	100mA Maximum
Power Source	DC 12 Volts, @300~1000mA
Size (L, W, H)	6.90 in x 3.20 in x 1 in (175x80x26mm)
Net Weight (Unit only)	1.00 lbs. (0.417 kgw) Approx.