



Filter Direct box User Manual 173.294



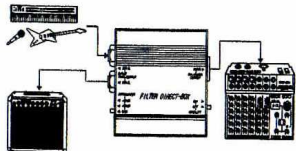
Thank you for buying the QTX Sound Filter Direct Box. Please read and follow these instructions in order to get the most from your product.

A Direct Box or D.I. box (Direct Inject) is used to convert high impedance line level signals (like guitar, keyboards, playback devices etc.) into low impedance, enabling the signal to travel long distances along balanced cables and connect directly with a mixing console via the XLR connector.

This passive Filter Direct Box utilises a high grade audio transformer to convert the signal and requires no external power source.

The low impedance and balanced wiring help to reduce noise and interference in long cable runs. The QTX Sound Filter Direct Box has the added feature of an RF filter, to further help remove unwanted radio frequency interference.

Connection



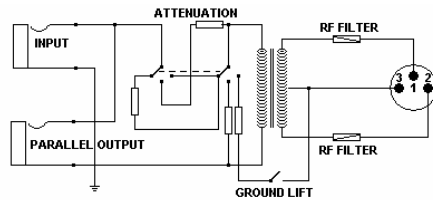
Operation

Connect signal source (guitar, keyboard etc.) to the 6.3mm jack socket INPUT and if an on-stage amplifier is to be used, connect to this via the PARALLEL OUTPUT jack socket.

Depending upon the input type, one of 3 selectable levels of attenuation will help to match the signal level so that it doesn't over-drive the mixer input.

Connect the Filter Direct Box to the mixing console via balanced XLR cable, ensuring that the channel is turned down to avoid loud clicks through the channel. If there is hum present, switching the GND LIFT to "ON" might help, otherwise this can remain "OFF"

Circuit Layout



SPECIFICATIONS		
Frequency Range	High - Low impedance	15Hz - 30kHz
	Low - High impedance	30Hz - 20kHz
Attenuation		0dB, -20dB, -40dB
Input	6.3mm jack unbalance	50kΩ
	Max. input voltage	32V
Outputs	XLR	500Ω balanced
	6.3mm jack parallel out	
Transformer Ratio		10:1
Operating Temp.		0 - 40°C
Dimensions		100 x 45 x 100mm
Weight		300g

© QTX Sound 2011



Filter Direct box User Manual 173.294



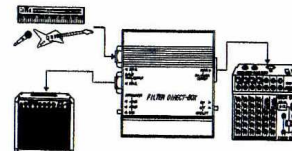
Thank you for buying the QTX Sound Filter Direct Box. Please read and follow these instructions in order to get the most from your product.

A Direct Box or D.I. box (Direct Inject) is used to convert high impedance line level signals (like guitar, keyboards, playback devices etc.) into low impedance, enabling the signal to travel long distances along balanced cables and connect directly with a mixing console via the XLR connector.

This passive Filter Direct Box utilises a high grade audio transformer to convert the signal and requires no external power source.

The low impedance and balanced wiring help to reduce noise and interference in long cable runs. The QTX Sound Filter Direct Box has the added feature of an RF filter, to further help remove unwanted radio frequency interference.

Connection



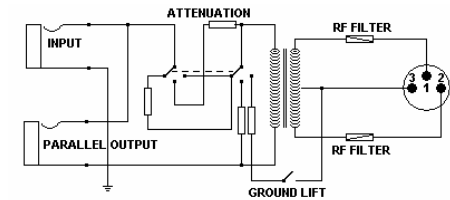
Operation

Connect signal source (guitar, keyboard etc.) to the 6.3mm jack socket INPUT and if an on-stage amplifier is to be used, connect to this via the PARALLEL OUTPUT jack socket.

Depending upon the input type, one of 3 selectable levels of attenuation will help to match the signal level so that it doesn't over-drive the mixer input.

Connect the Filter Direct Box to the mixing console via balanced XLR cable, ensuring that the channel is turned down to avoid loud clicks through the channel. If there is hum present, switching the GND LIFT to "ON" might help, otherwise this can remain "OFF"

Circuit Layout



SPECIFICATIONS		
Frequency Range	High - Low impedance	15Hz - 30kHz
	Low - High impedance	30Hz - 20kHz
Attenuation		0dB, -20dB, -40dB
Input	6.3mm jack unbalance	50kΩ
	Max. input voltage	32V
Outputs	XLR	500Ω balanced
	6.3mm jack parallel out	
Transformer Ratio		10:1
Operating Temp.		0 - 40°C
Dimensions		100 x 45 x 100mm
Weight		300g

© QTX Sound 2011