

## iPM90

### Music Stand Mount for iPad

Item ref: 180.179UK

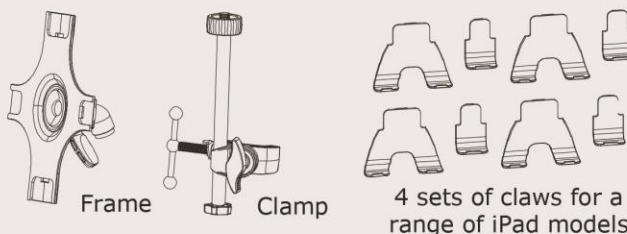
User Manual



Note: iPad not included

## Parts List

1. iPad mount frame x 1pc
2. Clamp x 1pc
3. Claws for iPad 2/3 x 4pcs
4. Claws for iPad Air x 4pcs
5. Claws for iPad Air 2 x 4pcs
6. Claws for iPad Mini



## Specification



Insert the claws for the correct iPad model

### Specification:

1. Plate size:  
 iPad 2&3 - 247 x 190 x 12.5mm  
 iPad Air - 243 x 174 x 9mm  
 iPad Air 2 - 243 x 174 x 9mm  
 iPad Mini - 204 x 138 x 8mm
2. Tube length: 160mm
3. Max Clamp I.D: 28mm
4. Weight: 400g

## Installation steps

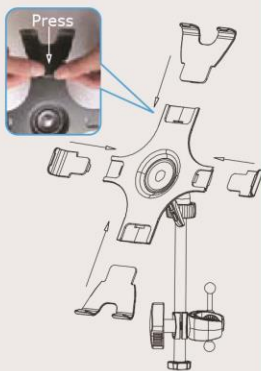
### Step 1

Install the main frame to the clamp by turning the pole.



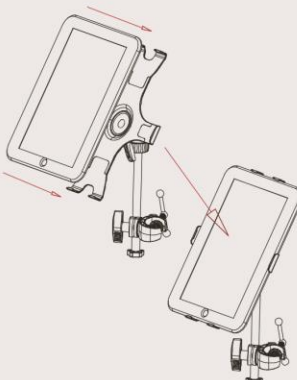
### Step 2

Install the claws to the frame (please select correct claws).



### Step 3

Press the iPad into the mount and make sure it is securely in place.



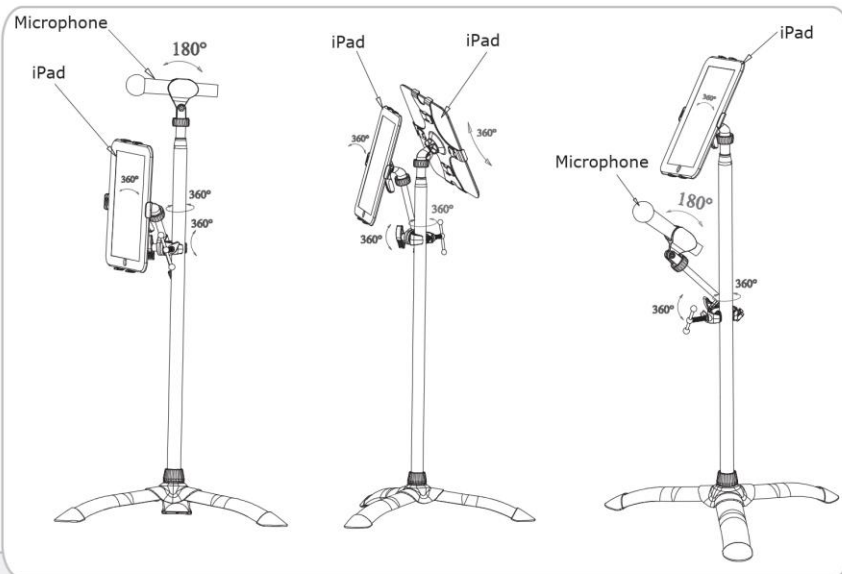
### Step 4

Adjust to the angles you want and tighten the knobs securely.

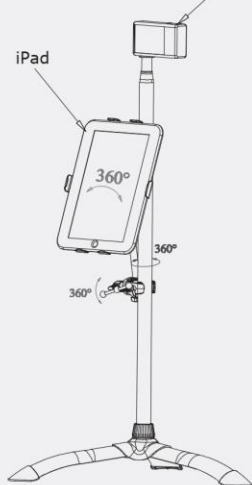


Applications

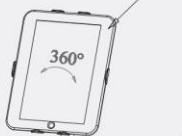
Live performance and music practice



Camera or camcorder



iPad



Camera or camcorder

Photo & movie editing

Office work

