



10 Dimmable LED Mirror Lights

Item ref: 410.410UK

User Manual

Put your mirror in the spotlight with the addition of stunning LED lights. Adjust the brightness using the inline dimmer switch to suit your lighting preference and create the perfect illumination. Simply apply to mirrors using suction pads, which can be easily repositioned and removed or use the double-sided stickers provided.

Features

- Stylish mirror lights for bedrooms, dressing rooms and studios
- Elegant white LEDs
- Inline on/off and dimmer control with inbuilt USB port
- 10 levels of brightness
- Apply using suction pads or double-sided stickers
- Adjustable wire length between the bulbs
- Powered by USB connection

In the Box

- 10 bulb LED mirror lights
- 10 x double-sided stickers
- 10 x suction pads
- Instruction manual


Technical Specifications

Voltage	5V / 2A
USB output current	500mA
Colour temperature	6500K
Lumens	650lm in total / 65lm per lamp
Power	0.9W / single lamp
Colour rendering index	> 90
Dimming control	10 levels
Wire length	4.5 (Total)
Dimensions	50 x 45mmØ (bulb) 47 x 14 x 12mm (dimming control)
Spacing between lights	260mm (approx.)
Weight	160g
LED: quantity	10 Bulbs / 8LEDs per bulb
Lead length	1.5m (lead wire)
USB port	5Vdc (USB output port)

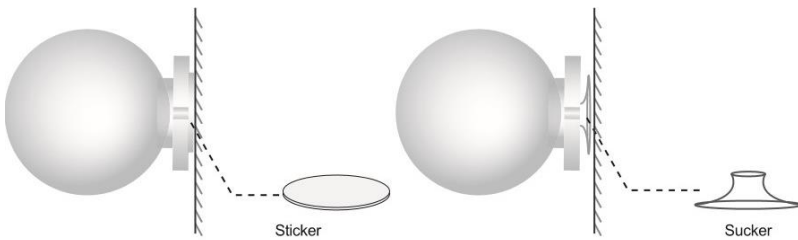


PLEASE NOTE: Before installation, make sure the surface is dry, clean and free from grease, dust or other contaminants

1. Make the positions according to your needs



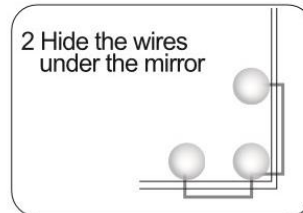
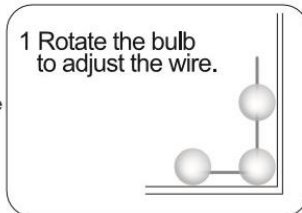
2. Select method of installation



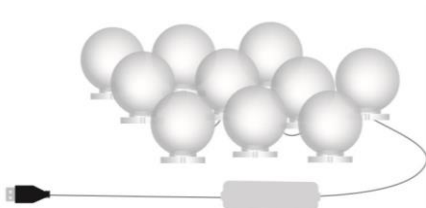
3. Adjust the wires

Special feature

There are 2 bayonet mounts on the side of the base, allowing the wires to be routed out of it, hiding the wires to the mirror frame or the back of the mirror.



4. Connect the lead to a USB power port (computer/laptop/mains adaptor)



5. Inline switch to power the light on/off, adjust brightness

