



Recharge LED DESK Lamp with colourful Night Light

410.444UK

Assembly and user instructions

IMPORTANT, RETAIN FOR FUTURE REFERENCE: READ CAREFULLY.

Important Safety Instructions

- This is a decoration article and not a toy for children! Please keep out of the reach of children.
- This article is for indoor use only; do not use outdoors!
- Do not use in the vicinity of water. Risk of electric shocks!
- Not to be operated in vicinity of gas or electric heaters, open fires, candles or other heat sources.
- Never try to repair this article yourself. For servicing and repair, contact a specialist dealer or a qualified operator.
- Please remove the plug from the mains socket if article will not be used for extended periods of time.
- Please check for damages prior to each use of the article.
- Do not hang any objects on the article.
- Protect the article from dust, humidity and extreme temperatures.
- Do not cover the article with other objects.
- Not to be used in cabinets, containers or similar poor-ventilated spaces.
- The performance of the sensor is reduced in hot environment (e.g. close to radiators) or in the vicinity of other sources of interference.
- **WARNING!** This product is not intended for use by persons (including children) with reduced physical, sensory or mental capabilities, or lack of experience and knowledge, unless they have been given supervision or instruction concerning the use of the appliance by a person responsible for their safety.
- Do not expose to extreme high or low temperatures.
- Do not look directly at the LED BULBS.
- The lens may become hot if used for long periods of time.
- LED bulbs and rechargeable battery are not replaceable.

Battery Warning

Caution!

- Remove the batteries from the battery compartment if you will not use the article for a long period.
- Discharged batteries are to be immediately removed from the battery compartment in order to avoid leakage.
- Remove leaking batteries immediately from the battery compartment.
- Caution, battery liquids are corrosive.
- Keep batteries away from fire, as they can explode or leak.
- The supply terminals are not to be short-circuited.

Operation Instructions

Battery for LCD monitor

LCD Monitor Description

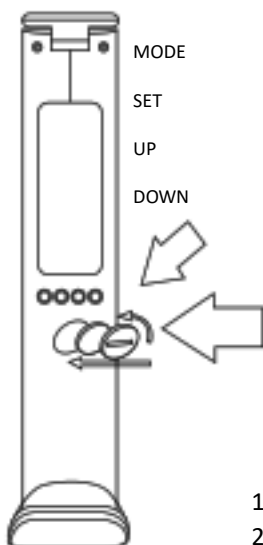
Night Light Switch

Color changing night light

1. Automatic color changing
2. Low brightness red light
3. Off

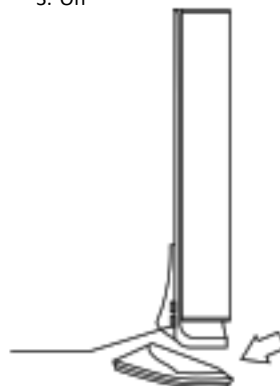
Touch Dimmer

15 % / 45 % / 100 % / OFF



Time and
Alarm
Week

Date
Temperature



Colorful night light
switch

Light and base
detachable

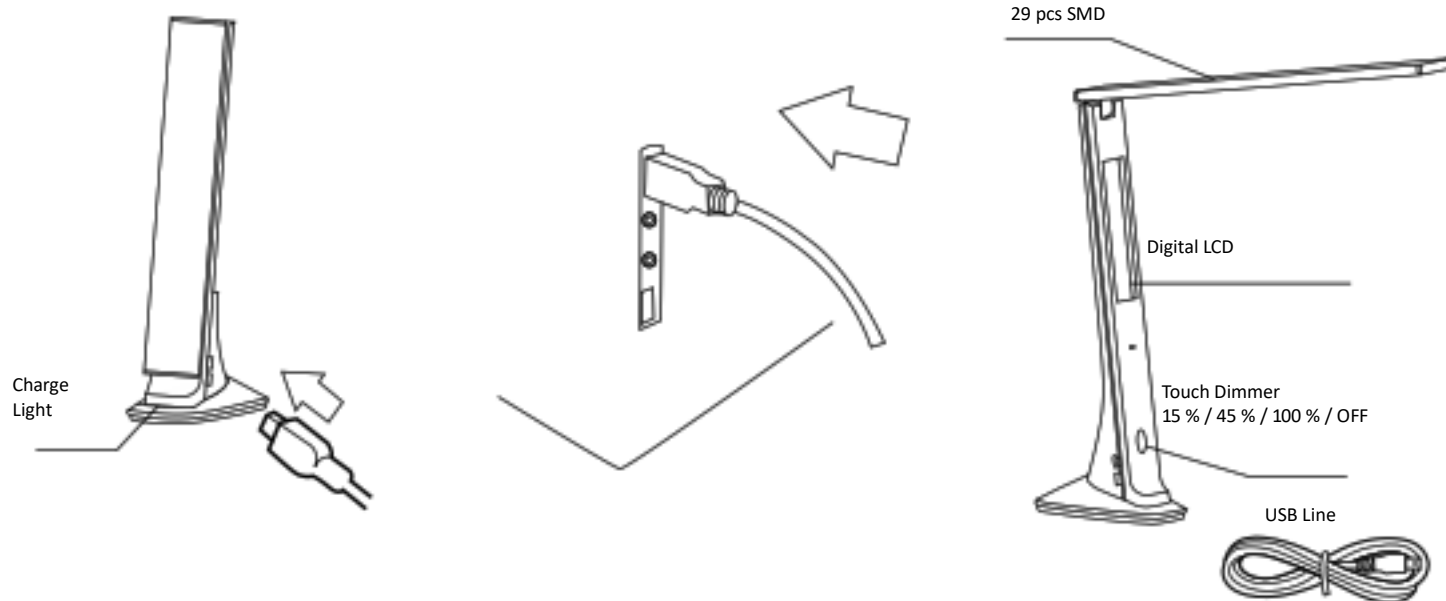


1. Press the MODE key to select required function between clock or alarm setting.
2. Press the SET key repeatedly to enter the time and date settings.
3. The selected function will flash, use the up, down and set keys to save in the order of hours, minutes, year, month and date.

410.444UK

Assembly and user instructions

Charging



During charging, red light will be on.
charged, red light will be off.

USB can be connected to computer or through When
adaptor.

Input: USB 5 V / 1000 mA
Battery: 3.7 V 1000 mAh Li-ion
Battery for LCD: CR2032 / 3 V

Care and maintenance

- Switch off and unplug the entire night light and charger assembly from the wall socket before cleaning it.
- Clean the article with a soft cloth and with some mild cleaning solvent if necessary. Do not use petrol or solvents at all, as the materials can be damaged.

Disposal



Environmental Protection

Discarded electric appliances are recyclable and should not be discarded in the domestic waste! Please actively support us in conserving resources and protecting the environment by returning this appliance to the collection centres.

Technical data

Voltage : USB 5 V ~, 1000 mA
Battery : Li-ion 3.7 V 1000 mAh
Battery for LCD: CR2032, 3 V

Warranty

A statutory warranty applies for this product.

Damages caused by wrong treatment or operation, by false placement or storage, improper connection or installation, as well as force or other external influences are not covered by this warranty. We recommend careful reading of the operating instructions as it contains important information.

Note:

1. In case this product does not function correctly, please firstly check if there are other reasons, e.g. for electrical appliances interruption of the power supply, or generally incorrect handling are the cause.
2. Please note that, where possible, the following documents or rather information should be provided together with your faulty product:
 - Purchase receipt
 - Model description/Type/Brand
 - Describe the fault and problem as detailed as possible

In the case of a claim for guarantee or defects, please contact the seller.



This product is classed as Electrical or Electronic equipment and should not be disposed with other household or commercial waste at the end of its useful life. The goods must be disposed of according to your local council guidelines.