

18 Inch Steel Charcoal Firepit

Item ref: 799.048UK

User Manual

Assembly and Safety Instructions




- FOR OUTDOOR USE ONLY -

IMPORTANT SAFEGUARDS

Definitions

Whenever used, the following identify safety and property damage messages and designate a level of hazard seriousness.

 - This is the safety alert symbol. It alerts you to potential personal injury hazards. Obey all safety messages that follow this symbol to avoid possible injury or death.

DANGER - Indicates an imminently hazardous situation, which, if not avoided, will result in death or serious injury. Usage of this signal word is limited to the most extreme situations.


WARNING - Indicates a potentially hazardous situation, which, if not avoided, could result in death or serious injury.

CAUTION - Indicates a potentially hazardous situation, which, if not avoided, may result in minor/moderate injury.


NOTICE - Addresses practices not related to personal injury, such as product and/or property damage.




READ ALL INSTRUCTIONS BEFORE USE.

 **DANGER-** To avoid explosion, serious personal injury, or death:

- Do not use this product near explosive or flammable materials (e.g. gasoline, paint, vapors, flammable liquids, dry vegetation or wooden structures).
- Never use this product indoors or in an enclosed area. Burning charcoal gives off carbon monoxide, which is toxic to humans and pets.
- Never use as an indoor heater.
- Do not store liquid propane (LP) containers near this product.
- Do not store or use gasoline or other flammable materials, vapors or liquids in the vicinity of this product.

 WARNING- To reduce the risk of fire, a burn hazard, or other serious personal injury:

- Do not use this product if you are under the influence of alcohol or prescription/non-prescription drugs, as these substances may impair your ability to safely use the product.
- Keep the product out of the reach of children and pets. This product is not intended for use by children. Extra caution is necessary when using this product near children.
- Use with care when lighting the coals, as flames can rise quickly.
- Always make sure the fire built in this product is well contained by the product. Do not build a fire that the product cannot safely contain.
- Do not leave the product unattended while it is in use.
- Always place the product on a flat, level, stable, heat-resistant surface.
- Do not move the product when it is in use or heated. Allow the product to cool completely before handling it.
- Make sure the product is placed clear of flammable materials such as paper, plastic and cardboard for use.
- Do not touch hot surfaces. Always wear protective, non-flammable oven mitts or heat-resistant gloves when using this product.
- When using charcoal briquettes, use only commercial ones with charcoal lighter fluid, or pre-soaked charcoal briquettes; do not use gasoline, alcohol, or kerosene in this product.
- Keep away from the flames. Do not allow clothing, hair, or body parts to contact a flame, a hot surface, or a hot piece of wood/coal.
- Do not use this product in or near vehicles, including boats.
- Do not paint the product.

 CAUTION- To reduce the risk of personal injury:

- This product is intended solely for non-commercial, non-industrial, outdoor use in the contained burning of a small to medium amount of charcoal and/or wood. Do not use the product indoors or for any other purpose.
- Always remove old ashes before using the product again.
- Do not use attachments not recommended or sold by the product manufacturer.








NOTICE- To avoid product/property damage:







- Do not put water on the product while it is hot.
- Do not use the product on or near surfaces that may be damaged by heat, including walls, patio furniture, tents, and plants.

SAVE THESE INSTRUCTIONS FOR FUTURE REFERENCE

Parts

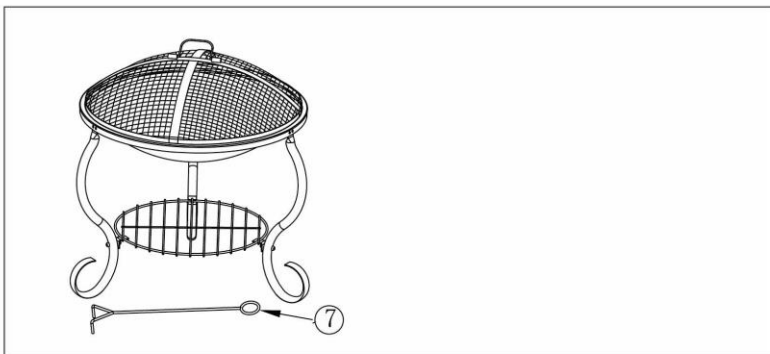
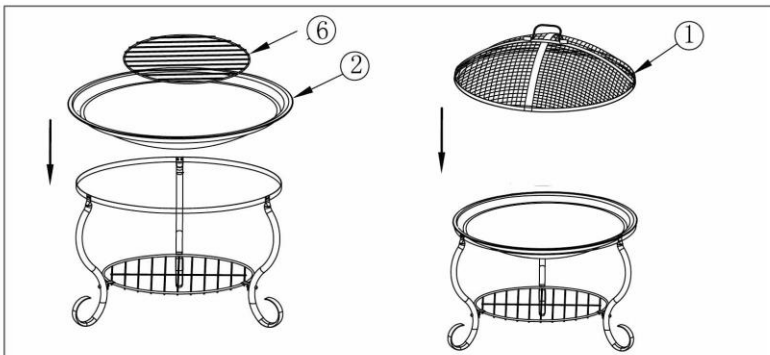
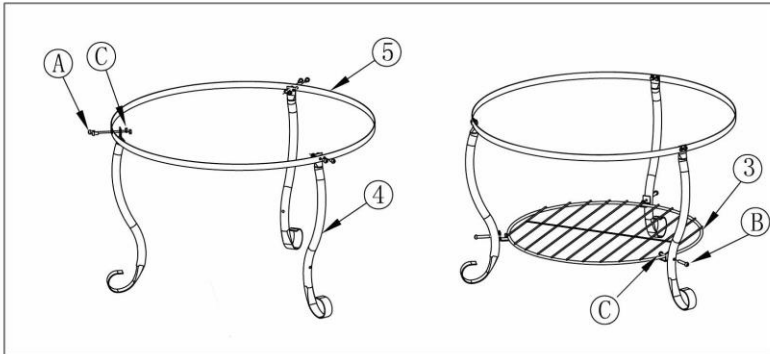
PART LIST

| Number | Part | QTY. | Picture |
|--------|----------------------|------|---|
| 1 | Lid | 1 |  |
| 2 | Fire Bowl | 1 |  |
| 3 | Leg Connectors/Shelf | 1 |  |
| 4 | Leg | 3 |  |
| 5 | Bowl Support Rim | 1 |  |
| 6 | Charcoal Grid | 1 |  |
| 7 | Poker | 1 |  |

| | | | |
|---|---|---|----------------------|
| A |  |  | M5x12 Screw 6 PCS |
| B |  |  | M5x30 Screw 3 PCS |
| C |  |  | M5 Nut 9 PCS |

NOTE: Before beginning assembly, ensure all parts listed are included.

To Assemble:



Care and Maintenance

WARNING: Allow the Fire Pit to cool completely before moving, cleaning, storing or otherwise handling it.

- After about every five uses, wipe all parts with a damp cloth. Soap and the scrubbing side of a sponge can be used.
NOTICE: Do not use harsh pads or abrasive cleaners on any part of the product to avoid damaging it.
- Store indoors or in a sheltered outdoor location when not in use. Store out of direct sunlight.

Rust on Metal Finishes:

Rust and corrosion are unavoidable when metal products are used outdoors. Rust is the chemical reaction between oxygen, water, and metal. All metal will rust or corrode in some manner over time with exposure to the elements.

To help prevent rust and corrosion:

- Keep the product out of rain and other inclement weather as much as possible.
- Avoid causing nicks in the metal. Each nick is a place for oxygen and water to contact the metal and start rust formation.