



DIRECT INTERPHONE

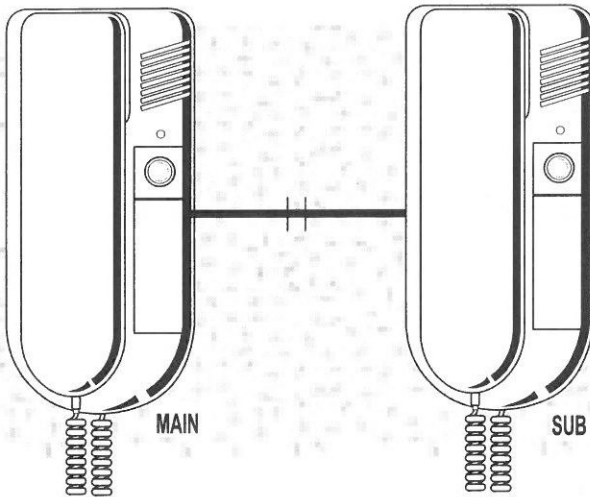
2WDP064 USER(Installation)MANUAL

Features

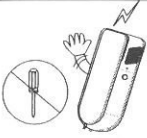
- Perfect for private conversations
- Delightful 1-melody signal sound
- Easy wiring with 2 lines of non-polarity
- 2 Stations full direct
- Range: ϕ 0.65 mm wire, 300m line
- Easily mounted on wall, desk
- Power : DC 6V (LR6-AA 1.5V \times 4)

AC ADAPTOR DC 6V

Thank you very much
for purchasing mercury
Interphone.
please read this manual
thoroughly to ensure
correct usage,
before operating



Precautions for Operation



As this device consists of precise electronic components, and high voltage is generated internally, do not attempt to disassemble.



Do not drop Indoor station, and avoid strong impact.



When cleaning, never use wet hands, volatile benzene or paint thinner.

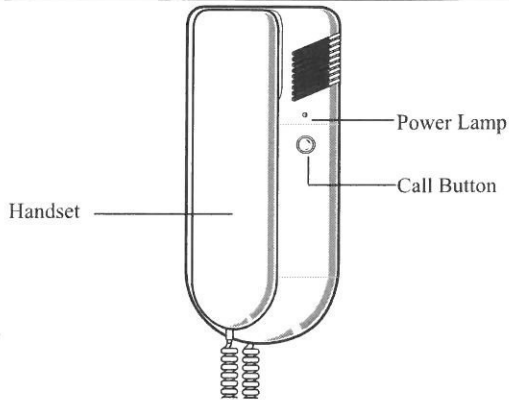


Keep away from humidifier and stove. High temperature and humidity can cause malfunction

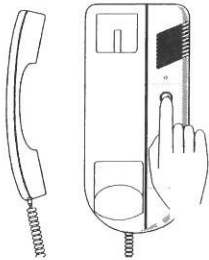


Maintain the product clear by frequently cleaning with soft cloths

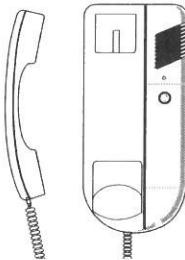
Name of Each Part




How to operate (Instruction for operating)



When a visitor pushes the maindoor station bell,

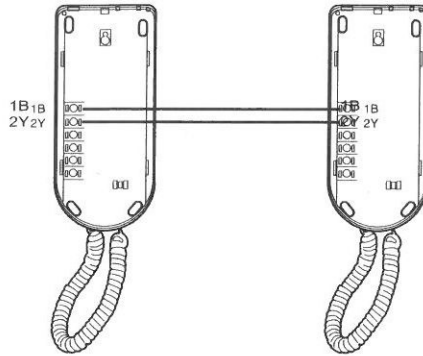


The subdoor station is ringing.

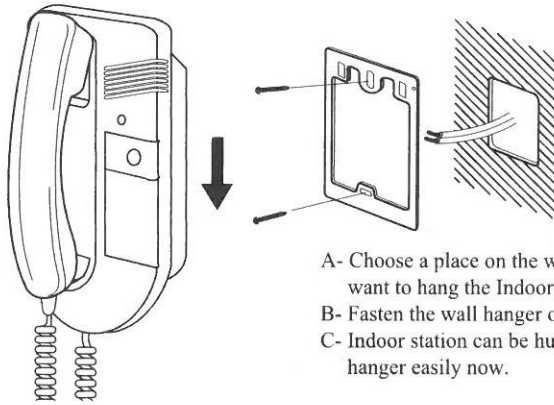


Pick up the handset and communicate with a visitor. After end of communication, return the handset where it is locked

Wring Diagram



Installation



- A- Choose a place on the wall where you want to hang the Indoor station.
 B- Fasten the wall hanger on the wall.
 C- Indoor station can be hung on the wall hanger easily now.

Specifications

Electric source	DC 6V (LR6-AA 1.5V × 4) AC ADAPTOR DC 6V
Consumption	In use 30mA, Signal 150mA
Signal Sound	Electronic Chime
Wiring	2Wired non-polarity
Range	300m(ϕ 0.65mm)

Component

- Master station for Maindoor-use
- Substation for Subdoor-use
- Wall hanger for master station

Warranty



To receive after sales service, have the following ready when you contact our branches

1. Name of the product
2. Model number of the product
3. The area of problem
4. Phone number and address at which you can be contacted.

Warranty Card

PRODUCT	
MODEL	
DATE PURCHASED	
WARRANTY PERIOD	
AGENCY	
AGENCY ADDRESS	



This product is classed as Electrical or Electronic equipment and should not be disposed with other household or commercial waste at the end of its useful life. The goods must be disposed of according to your local council guidelines.

Errors and omissions excepted.

Copyright© 2021 AVSL Group Ltd, Unit 2 Bridgewater Park,
Taylor Road, Trafford Park, Manchester. M41 7JQ.

AVSL (Europe) Ltd, Unit 3D North Point House,
North Point Bus. Park, New Mallow Road, Cork, Ireland.