












Wooden Full-Range Active PA Cabinets

Active PA cabinets feature built-in amplification, simplified setup, and reliable performance, ideal for portable systems, events and smaller venues needing fast deployment.

Choose durable Polyurea-coated wooden across our CUBA, CORVA series, with a wide range of power outputs available.

									
PRODUCT NAME	CUBA-6A ACTIVE FR CAB 100W	CUBA-8A ACTIVE FR CAB 250W	CUBA-10A ACTIVE FR CAB 270W	CUBA-12A ACTIVE FR CAB 400W	CUBA-15A ACTIVE FR CAB 450W	CORVA-8A ACTIVE PA CAB 400W	CORVA-10A ACTIVE PA CAB 450W	CORVA-12A ACTIVE CAB 700WRMS	CORVA-15A ACTIVE CAB 900WRMS
Item Code	178.706UK	178.708UK / 178.737UK	178.710UK / 178.740UK	178.712UK	178.715UK	178.908UK	178.910UK	178.912UK	178.915UK
Output Power : rms	80W	250W	270W	400W	450W	400W	450W	700W	900W
Power Supply	230Vac, 50Hz(IEC)					100-240Vac, 50/60Hz (Powercon)		230Vac, 50Hz(Powercon)	100-240Vac, 50/60Hz(Powercon)
Main Driver	165mmØ (6.5") with 30mmØ voice coil	200mmØ (8") with 50mmØ voice coil	250mmØ (10") with 50mmØ voice coil	300mmØ (12") with 64mmØ voice coil	380mmØ (15") with 64mmØ voice coil	200mmØ (8") with 50mm voice coil	250mmØ (10") with 64mm voice coil	300mmØ (12") with 100mm voice coil	380mmØ (15") with 100mm voice coil
Frequency Response	80Hz-18.5kHz	60Hz-20kHz	60Hz-20kHz	45Hz-20kHz	45Hz-20kHz	60Hz - 19kHz	55Hz - 19kHz	50Hz - 20kHz	45Hz - 20kHz
SPL Max	115dB	120dB	122.5dB	123dB	124dB	124dB	125dB	130dB	132dB
Amplifier	Class-D Bi-Amplifier					Class-D, DSP Controlled			
Audio Source	Built-in Bluetooth Receiver								
Mic Inputs	1x Mic/Line (XLR/Jack combo)					2x Mic/Line (XLR/6.3mm combo)			
Line Inputs	1x Line (XLR/Jack combo) + 1x Line RCA					1x Aux (3.5mm stereo)			
Line Output	XLR line output					XLR line output			
DSP Input Control	5 Preset Modes (Normal, DJ, Voice, Live, Flat)					Menu-Driven with Colour Display & USB-PC Interface			
Mounting Points	M8 (Multiple)					M8 (Multiple)			
Construction	Polyurea coated MDF					Polyurea-coated plywood			
Dimensions	325 x 235 x 210mm	435 x 265 x 265mm	507 x 313 x 307mm	625 x 385 x 380mm	708 x 434 x 430mm	442 x 270 x 263mm	510 x 310 x 305mm	640 x 380 x 370mm	715 x 440 x 410mm
Weight	24.7kg	10.7kg	16.2kg	19.2kg	24.7kg	10.0kg	13.5kg	29.5kg	33.0kg
In The Box	CUBA-6A Active Full Range Cab 100W + IEC power lead	CUBA-8A Active Full Range Cab 250W + IEC power lead	CUBA-10A Active Full Range Cab 270W + IEC power lead	CUBA-12A Active Full Range Cab 400W + IEC power lead	CUBA-15A Active Full Range Cab 450W + IEC power lead	CORVA-8A Active PA Cab 400W + Twist-lock mains power lead	CORVA-10A Active PA Cab 450W + Twist-lock mains power lead	CORVA-12A Active PA Cab 700W + Twist-lock mains power lead	CORVA-15A Active PA Cab 900W + Twist-lock mains power lead
Application Scenarios	CUBA - Designed for installers and medium-sized mobile PA, the CUBA Series delivers reliable output in a durable, road-ready build. Its Polyurea-coated MDF cabinet and steel grille offer long-lasting performance. Available in black or white (178.737UK & 178.740UK White) to suit various install needs.					CORVA - Delivering high-power performance in a tough Polyurea-coated plywood build with a steel grille. Ideal for large venues, sound reinforcement, and rental use.			