NUX

MINI PEDAL

SCULPTURE COMPRESSOR

NCP-2 Owner's Manual

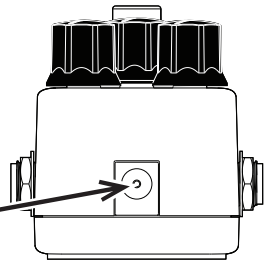

POWER IN

9V DC with center negative, and capable of supplying 300mA or more.

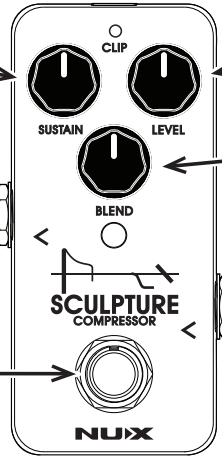

SUSTAIN knob

Use this knob to adjust your compression.

OUTPUT

Connect the OUTPUT of the pedal to your guitar amp or the input of the other effects unit with a 1/4-inch mono phone plug.

ON/OFF switch

This foot switch is used to turn effect on/off.

True Bypass / Buffer Bypass

Sculpture Compressor has an embedded (selectable) buffer-bypass.

You can change the bypass mode by turning the Power / ON while holding the foot-switch.

Level knob

Use this knob to adjust the compressor effect signal level.

BLEND knob

When you're done adjusting your SUSTAIN & LEVEL knobs to dial-in your desired clipped frequencies, and your desired sustain, you can Blend the circuits allowing you to adjust the Dry/Wet compressor effect level on the processed signal. You can think of this as Sound-Opacity, and you can adjust it on any compressions you create.

INPUT

Connect the INPUT of the pedal to your guitar or some other effects unit with a 1/4-inch mono phone plug.

Introduction

NUX's Sculpture Compressor pedal offers a consistent Volume Output-Level and sharpens the signals on the top and bottom ends. Now, when you're playing a guitar lead, you can clean-up your loud (peak) notes and increase the sustain by raising the level of quiet (decaying) notes. Sculpture also contributes to the signal foundation that's fed into rest of your effects chain.

Features

- 3 Control knobs: SUSTAIN / LEVEL / BLENDER
- 2 Compression modes
- 2 Bypass modes

Compression Modes

When NUX Sculpture Compressor is working in Clean Mode: Long press the ON / OFF switch till the Clip LED lights on to switch into Clip mode.

When NUX Sculpture Compressor is in working Clip Mode: Long Press the ON / OFF switch till the Clip LED lights out to switch into Clean mode.

Clean Mode

Clean Mode has a wide limit-range from bottom to top so when your guitar slams the limit too hard (like hum-bucker pickups) it covers this with compression. Clean Mode also allows you to dial-in very soft / clean compressions for single-coil guitars.

Clip Mode (Clip Light On)

If you want to squeeze your sound, Clip Mode can make it as tight as a "cowgirl's jeans" and your compression will corral / envelope your entire signal. It's perfect for single-coil guitars that need compensation for boosting a weak output.

Parameter Examples

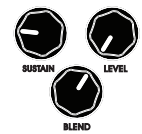

Clean Mode: Funk / Strum Example

Fast-strumming funk style? No need to increase the decay time. Just slightly increasing your quiet notes, with balanced blend / opacity, will fill a large order of tasty-sounding compression signal. This dial-up lets you leave the pedal clicked On, relax, and just funk out!

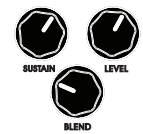

Clean Mode: Lead Solo Example

When you want to play a solo part, use these parameters, click the pedal ON, and you'll instantly increase your volume and simultaneously create long sustain. Sculpture Compressor auto-manages a steady balance between each note and boosts any weak legato notes. Low Blend parameters still allow you to control hand-feeling play.

Want to shred like a helicopter? Try increasing the Blend parameter to 1-o'clock position or higher, and see what happens!

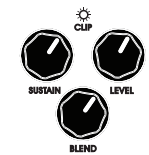

Clip Mode: Texas Blues Example

Wanna' lasso a Texas Blues Sound that would make Stevie Ray show some Pride & Joy? These parameters are the classic "Blues Breaker" dial-up. Put your pick-up (truck) in high-gear and get ready for a drive to that "Home out on the Range".

(For single coil system guitars.)

Clip Mode: Single-Coil, Basic Default

Well-sustained notes and transparent compressor feelings. It's a handy dial-up, especially with high-gain overdrive, compression combinations. Output Level can be adjusted depending on the musicians needs.

(Choice of drive pedal and / or high-sustain parameters can always cause noise issues. Please factor this into your adjustments.)

(For single coil system guitars.)

Specifications

- Input impedance: 1MΩ
- Output impedance: 20kΩ
- 9V center negative DC supply, 20mA current draw
- Dimensions: 94mm(L) x 51mm(W) x 53mm(H) / 3.7(L) x 2.0(W) x 2.08(H)inches
- Weight: 174 g / 6 oz

Accessories : Owner's manual

*Specification may change without notice.

www.nuxaudio.com Made in China

©2017 Cherub Technology-All rights reserved. No part of this publication may be reproduced in any form without prior written permission of Cherub Technology.