NUX
Verdugo Series

Owner's Manual



NDD-6

Copyright
Copyright 2020 Cherub Technology Co., Ltd. All rights reserved. NUX and Duotime are trademarks of Cherub Technology Co., Ltd. Other product names modeled in this product are trademarks of their respective companies that do not endorse and are not associated or affiliated with Cherub Technology Co., Ltd.

Accuracy
Whilst every effort has been made to ensure the accuracy and content of this manual, Cherub Technology Co., Ltd. Makes no representations or warranties regarding the contents.

WARNING!-IMPORTANT SAFETY INSTRUCTIONS
BEFORE CONNECTING, READ INSTRUCTIONS

WARNING: To reduce the risk of fire or electric shock, do not expose this appliance to rain or moisture.

CAUTION: To reduce the risk of fire or electric shock, do not remove screws. No user-serviceable parts inside. Refer servicing to qualified service personnel.

CAUTION: This equipment has been tested and found to comply with the limits for a Class B digital device pursuant to Part 15 of FCC Rules. Operation is subject to the following two conditions: (1) This device may not cause harmful interference, and (2) this device must accept any interference received, including interference that may cause undesired operation.

The lightning symbol within a triangle means "electrical caution!" It indicates the presence of information about operating voltage and potential risks of electrical shock.

The exclamation point within a triangle means "caution!" Please read the information next to all caution signs.

1. Use only the supplied power supply or power cord. If you are not sure of the type of power available, consult your dealer.
2. Do not place near heat sources, such as radiators, heat registers, or appliances which produce heat.
3. Guard against objects or liquids entering the enclosure.
4. Do not attempt to service this product yourself, as opening or removing covers may expose you to dangerous voltage points or other risks. Refer all servicing to qualified service personnel.
5. Servicing is required when the apparatus has been damaged in any way, such as when the power supply cord or plug is damaged, liquid has been spilled or objects have fallen into the apparatus, the apparatus has been exposed to rain or moisture, does not operate normally or has been dropped.
6. The power supply cord should be unplugged when the unit is to be unused for long periods of time.
7. Protect the power cord from being walked on or pinched particularly at plugs, convenience receptacles and at the point where they exit from the apparatus.
8. Prolonged listening at high volume levels may cause irreparable hearing loss and/or damage. Always be sure to practice "safe listening".

Follow all instructions and heed all warnings

KEEP THESE INSTRUCTIONS!

Overview

Duotime is a real stereo delay pedal with independent time / sub-division & repeat knobs. In the 80's, all of the professional musicians used rack-mount effects to run stereo delay. It was the golden era of legendary engineering like Lexicon Delta, TC 2290, Eventide H3000, and more. When we talked to "working musicians" we found that they were looking for a great stereo delay with a compact size and ultra-simple controls. So we discussed the absolute essential requirements and developed the duotime Dual Delay Engine. It's ultra-musical, and easy to operate. So, let's dive-in and experience the most versatile delay pedal ever:

Duotime offers analog delay, tape echo, digital delay, modulation delay, and verb delay.

● Analog Delay (40ms~402ms) is based on the bucket-brigade device (BBD), discrete-time analog delay. The PARAMETER tweaks your modulation depth. When LEVEL and REPEAT are at maximum, turn down the TIME knob to zero, and experience the natural infinite feedback of the old school BBD delay.

● Tape Echo (55ms~552ms) is based on RE-201 Tape Echo algorithm with NUX Core Image Technology. Use the PARAMETER to tweak the saturation, and feel the distorted sound decay. Just like the real tape echo machine, when you adjust LEVEL and REPEAT to maximum, try adjusting the TIME knob down to zero, and you will have infinite feedback and pitch shift flange.

● Digi Delay (80ms~1000ms) is based on the modern digital delay algorithm with magic compression and filter. After reviewing decades of delay algorithm evolution, we noticed musicians were not satisfied with the mathematical digital delay sound. So we added a bit of non-digital flavour—inspired by Strymon® and Neunaber® making the sound much more musical. PARAMETER controls the hardness of the repeat signals, so you can feel the unique compressed filter.

● Mod. Delay (20ms~1499ms) is based on the Ibanez DML algorithm; a weird and wonderful modulation delay. It was released in the 80's with experimental nature. We selected the most wonderful aspects highlighting the musical time sync modulation rate, offering a simple, seamless romantic tone.

Overview

● Verb. Delay (80ms~1000ms) is the way to make your delay sound 3 dimensional. Similar to our Atlantic Delay & Reverb, we added Shimmer into the Plate reverb algorithm. It became the iconic sound of our NUX reverb. Inspired by Kit Tang, the famous Hong Kong studio guitarist, Jamtrackcentral® artist, a master of different reverb parallels with different frequency bands to add to his effect yielding an authentic 3 dimensional sound, we combined parallel digital delay, plate reverb, and various filter shimmers to offer you an unmatched sacred atmosphere to explore.

**All the brand and model names mentioned are Trademarks of their respective owners, which are in no way associated or affiliated with NUX and Cherub Technology CO. LTD.*

**Using Tap Tempo, the longest delay time can reach 1800ms with all delay styles.*

Features

- Up to 1800ms stereo delay time by Tap Tempo
- 5 Delay types: Analog Delay / Tape Echo / Digi Delay / Mod Delay / Verb Delay
- True stereo delay engine with independent controls in a compact size
- Realistic infinite pitch-shift feedback in Analog and Tape modes
- Sub-division time signature with Tap Tempo foot switch
- 40 seconds stereo phrase loop with OLED status display
- Optional delay time display (MS/BPM)
- Musical time sync modulation rate in Analog and Modulation delay
- Pioneer 3 dimensional feeling Verb. delay

Control Panel

Control Panel

LEVEL knob

Controls the delay mix level. When using LOOP mode, it controls phrase loop volume.

DELAY TYPE knob

This is a 5-way rotary switch. You can choose the delay type as ANALOG, TAPE, DIGI, MOD., or VERB.

OLED display

Shows current delay type, and delay time in MS/BPM.

PARAMETER knob

ANALOG	TAPE	DIGI	MOD D	VERB D
M.DEPTH	SATURATION	HARDNESS	M.DEPTH	VERB LEVEL

For Analog Delay, PARAMETER controls Modulation Depth. Increase to get wider modulated sound.

For Tape Echo, PARAMETER controls signal Saturation. Increase to get more saturated and distorted sound.

For Digi Delay, PARAMETER controls signal Hardness. Increase to get a more compressed and brighter sound.

For Mod Delay, PARAMETER controls Modulation Depth. Increase to get a wider modulated sound.

For Verb Delay, PARAMETER controls Reverb and Shimmer Mix Level. Increase to get more depth and a 3 dimensional feeling.

Control Panel

TIME 1 knob

Controls delay1's delay time. When in Tap Tempo, it becomes a sub-division according to current parameter.

REPEAT 1 knob

Controls delay1's number of repeats.

TIME 2 knob

Controls delay2's delay time. When in Tap Tempo, it becomes a sub-division according to current parameter.

REPEAT 2 knob

Controls delay2's number of repeats.

ON footswitch

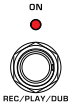

Engages the delay effect.
When using LOOP mode, it controls REC/PLAY/DUB.

TAP footswitch

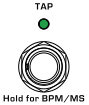

Tap this foot switch to adjust the speed and delay sub-division. You can set the target sub-division by TIME 1 and TIME 2 knobs, then TAP this foot switch to adjust the speed, the DELAY 1 and DELAY 2 will change the delay time according to the current sub-division note signature. Hold this foot switch for 2 seconds, to switch current delay time between MS or BPM.

Control Panel

LOOP mode

Press ON and TAP foot switches simultaneously, to enter / quit PHRASE LOOP mode. In LOOP mode, press ON foot switch to activate REC/PLAY/DUB and hold to UNDO/REDO as a normal looper pedal. OLED display shows your phrase loop status. LEVEL knob becomes LOOP LEVEL to adjust phrase loop volume. (Pedal will remember the current delay mix level when you enter LOOP mode.) All other knobs work in normal mode independently.

LOOP FOOTSWITCH

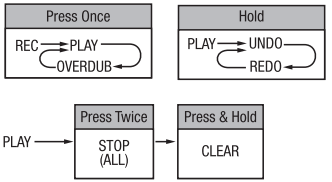

**Duotime offers 40 seconds real stereo phrase loop.*

When playing phrase loop, if you quit LOOP mode, the phrase loop will continue playing. Now all knobs work in normal mode. OLED display shows delay type and delay time. LEVEL knob reverts back to the role of controlling delay mix level. (Pedal will remember the current LOOP LEVEL when you quit.)

I/O Jacks

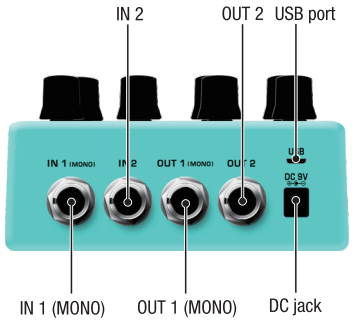

I/O Jacks

IN 1 (MONO)

If you only connect with IN 1, then IN 1 signal will run DELAY 1 related to TIME 1 and REPEAT 1 knobs for OUT 1. Pedal will copy IN 1 signal to run DELAY 2 related to TIME 2 and REPEAT 2 knobs for OUT 2.

If you connect with IN 1 and IN 2, then IN 1 and IN 2 will run DELAY 1 for OUT 1 and DELAY 2 for OUT 2 separately.

IN 2

If you only connect with IN 2, then IN 2 signal will run DELAY 2 related to TIME 2 and REPEAT 2 knobs for OUT 2. Pedal will copy IN 2 signal to run DELAY 1 related to TIME 1 and REPEAT 1 knobs for OUT 1.

If you connect with IN 1 and IN 2, then IN 1 and IN 2 will run DELAY 1 for OUT 1 and DELAY 2 for OUT 2 separately.

OUT 1 (MONO)

OUT 1 signal is related to DELAY 1.

OUT 2

OUT 2 signal is related to DELAY 2.

USB port

You can update firmware through the USB port.

DC jack

Use ONLY: 9V Negative Tip power with 300mA ⊕-◐-⊖.

Connection Options

1. Stereo Out, either Mono In or Stereo In

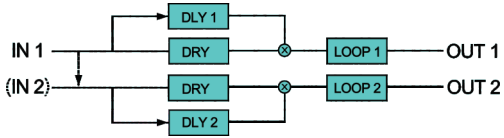

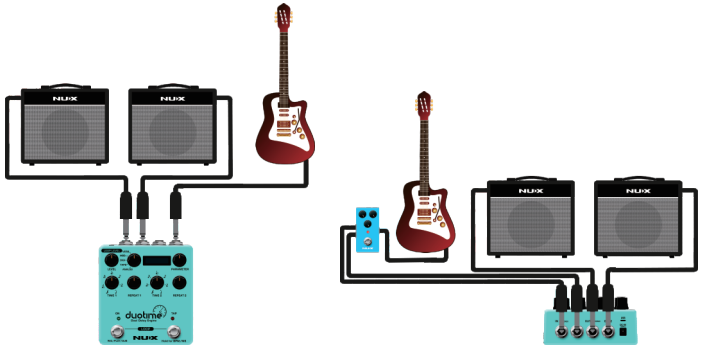

Connection Options

2. Mono Out: Dly 1 or Dly 2

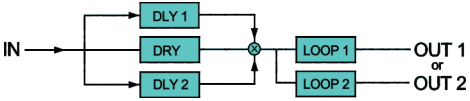

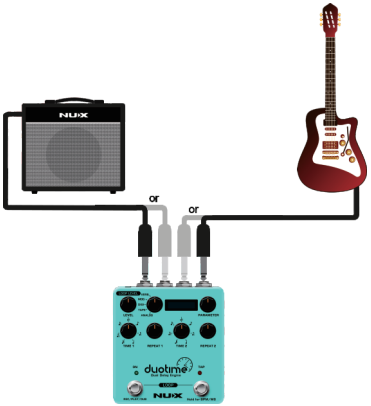

Connection Options

3. Dly 1 to Dly 2 by a cable

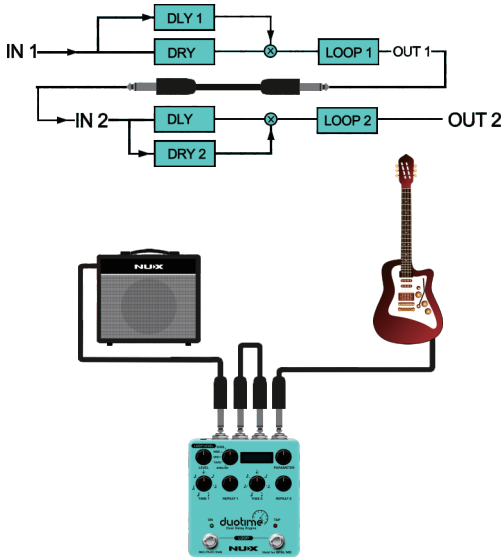

Specifications

- Sampling Rate: 48kHz
- A/D Converter: 32bit
- Signal Processing: 32bit
- Frequency Response: 20Hz~20kHz
- Input Impedance: 5MΩ
- System Latency: 1ms
- Output Impedance: 1kΩ
- Dynamic Range: 102dB
- Power: 9V DC(Negative tip, Optional ACD-006A adapter)
- Current Draw: <150mA
- Dimensions: 105mm(L)X115mm(W)X58mm(H)
- Weight: 440g

Accessories: User manual, NUX sticker.

*Specifications and features are subject to change without notice.

www.nuxaudio.com Made in China